	<b>COLEGIO COLOMBO BRITÁNICO</b>		
	<b>Classroom Objects/ there are, there is</b>		TERM: 1
	DATE: March, 17 <sup>th</sup> 2020	ENGLISH	TEACHER: Carolina Ramírez Piedrahita
	Send until March, 24 <sup>th</sup> 2020 11:30 a.m		Hours: 3h      GRADE: 7°

## Classroom Objects Lesson Plan

En esta lección, los estudiantes aprenden a identificar y decir 5 objetos diferentes en el aula. Los estudiantes practican a nombrar cosas desde su casa

Notas: Esta lección permite a los estudiantes identificar algunos objetos importantes del aula. Esto es importante ya que les ayudará a hablar sobre su entorno.

### New Learning and Practice:

1. Introducir el vocabulario

Hoy los estudiantes aprenderán las palabras: mesa, silla, estantería, puerta, ventana. Antes de la clase, imprima suficientes imágenes de tarjetas de vocabulario de cada una de estas palabras.

### Warm Up and Maintenance:

Reproducir los siguientes videos: (es de mucha importancia ver los videos, si es posible varias veces)

<https://www.youtube.com/watch?v=umNxz6QgfZg&vl=es>

<https://www.youtube.com/watch?v=nVdteH89iQI>

### Write in your notebook *(transcribir en el cuaderno y buscar el significado)*

- |  |                                 |                    |
|--|---------------------------------|--------------------|
| ▪ Desk   | ▪ Ballpoint                     | ▪ Binder           |
| ▪ Chair  | ▪ Highlighter                   | ▪ Computer         |
| ▪ Book   | ▪ Rubber(U.K) – eraser<br>(U.S) | ▪ Paper            |
| ▪ Notebook   | ▪ Scotch tape                   | ▪ File holder      |
| ▪ Pencil case                                      | ▪ Paint                         | ▪ Map              |
| ▪ Backpack   | ▪ Palette                       | ▪ Magnifying glass |
| ▪ Scissors   | ▪ Paint brush                   | ▪ Clock            |
| ▪ Compass  | ▪ Protractor                    |                    |
| ▪ Pins   | ▪ Set square                    |                    |
| ▪ Clip   | ▪ Ruler                         |                    |
| ▪ Pencil   | ▪ Glue                          |                    |
| ▪ Coloured pencil (U.K) –<br>Colored pencils (U.S) | ▪ Beaker                        |                    |
| ▪ Pencil sharpener                                 | ▪ Flask                         |                    |
| ▪ Stapler  | ▪ Test tube                     |                    |
| ▪ Calculator                                       | ▪ Funnel                        |                    |

Print this worksheet and paste in your notebook (imprimir esta hoja y pegar en el cuaderno)

A B C D E F G H I J K L M N O P Q R S T U V W X Y Z



1. book
2. pencil
3. bag
4. pen
5. glue
6. door



7. paper
8. desk
9. ruler
10. eraser
11. paint
12. marker



13. crayon
14. scissors
15. globe
16. window
17. stapler



18. notebook
19. corrector
20. compasses
21. calculator
22. blackboard
23. whiteboard



24. wastebasket
25. calendar
26. push pin
27. pencil case
28. pencil sharpener
29. bulletin board



30. paper clip

# There is/There are

## Warm Up and Maintenance:

Reproducir los siguientes videos: (es de mucha importancia ver los videos, si es posible varias veces)  
<https://www.youtube.com/watch?v=ZczyV8LVbjs>

## New Learning and Practice:

**Write in your notebook** (*transcribir en el cuaderno*)

"There is" y "There are" quieren decir "Hay" en español. "There is" es singular y "There are" es plural.

**There is a book. (Hay un libro.)\***  
**There are books. (Hay libros.)**

**\*Se puede hacer una contracción de "There is" a "There's". No se puede hacer una contracción de "There are."**

El negativo es "There is not" y "There are not" y sus contracciones.

**There is not a book. - There isn't a book.**  
**There are not books. - There aren't books.**

Para formar una pregunta nada más cambiamos el orden de las palabras.


**Is there a book?**

**Yes, there is.**  
**No, there isn't.**





**Are there books?**  
**Yes, there are.**  
**No, there aren't.**



1. Is there a TV?
2. Is there a bed?
3. Are there four chairs?
4. Is there a light?
5. Is there a table?



6. Is there a lamp?
7. Are there cabinets?
8. Is there a TV?
9. Is there a sink?
10. Is there a toilet?

DEMONSTRATIVE PRONOUNS	
Singular	Plural
<p><b>THIS</b></p>  <p>This is my schoolbag.</p>	<p><b>THESE</b></p>  <p>These are my pencils.</p>
<p><b>THAT</b></p>  <p>That is my ruler.</p>	<p><b>THOSE</b></p>  <p>Those are my books.</p>

A- Choose the right word.

1. \_\_\_ is my favourite book.

- a) These                      b) This



c) That

2. \_\_\_ students are happy.

- a) Those                      b) That                      c) These



3. \_\_\_ chairs are comfortable.

- a) That                      b) These                      c) This



4. \_\_\_ is the school bus.

- a) Those                      b) These

c) That



B- Answer the questions. Follow the example.

Example: What is this? This is a schoolbag.



1. What is that? \_\_\_\_\_

\_\_\_\_\_



2. What are these? \_\_\_\_\_

\_\_\_\_\_



3. What are those? \_\_\_\_\_

\_\_\_\_\_

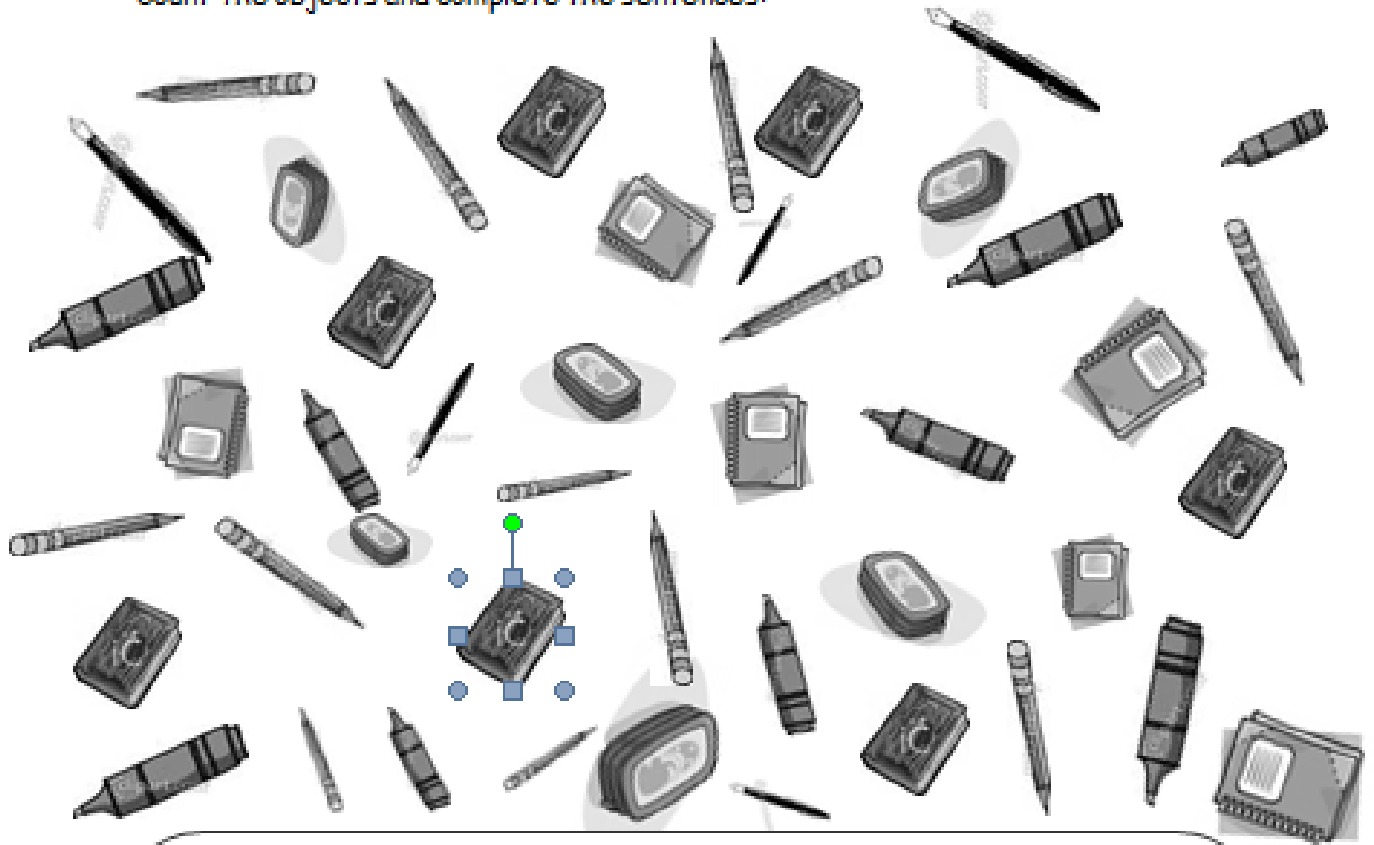


4. What is this? \_\_\_\_\_

\_\_\_\_\_



Count the objects and complete the sentences:



How many?

There are \_\_\_\_\_ pencils.

There are \_\_\_\_\_ markers.

There \_\_\_\_\_ books.

There \_\_\_\_\_ pens.

\_\_\_\_\_ copybooks.

Now write your own :

7  There are \_\_\_\_\_

\_\_\_\_\_

\_\_\_\_\_

\_\_\_\_\_

\_\_\_\_\_

### CLASSROOM OBJECTS

#### KEY EXPLANATION

We use: "there is (not) a / an" for singular and uncountable nouns and "there are" (not) for plural countable nouns.

Name: .....

Date: .....

Level: .....

Ex 1: Look at the image and complete the text using the following phrases there is a (not) / an and there are (not).



Images by: Room 412

#### Ex 1.

In my classroom, a \_\_\_\_\_ board,  
 b \_\_\_\_\_ globe and  
 c \_\_\_\_\_ shelf, d \_\_\_\_\_ folders  
 e \_\_\_\_\_ clock, f \_\_\_\_\_ five  
 papers on the wall, g \_\_\_\_\_  
 two markers on the board.  
 h \_\_\_\_\_ two calculators on the  
 desk, i \_\_\_\_\_ broom,  
 j \_\_\_\_\_ pencil cases, k  
 trash can, l \_\_\_\_\_ students, m \_\_\_\_\_

Ex 2. Unscramble the following letters to create words.

- 1. kermars: .....
- 2. elfsh: .....
- 3. mobro: .....
- 4. oarbd: .....

Ex 3. Write the numbers of the objects in the correct word.

- a. Eraser ( 1 )
- b. Pen ( )
- c. Ruler ( )
- d. Back pack ( 4 )
- e. Crayon ( 5 )
- f. Book ( 6 )
- g. Paper ( 7 )
- h. Chair ( 8 )

Escribir los siguientes ejercicios en sus cuadernos y realizarlos.

**1. Choose There is or There Are:**

1. \_\_\_ three bottles of milk in the fridge.
2. \_\_\_ a ship in the harbor.
3. \_\_\_ twelve students in the classroom.
4. \_\_\_ a cat under the table.
5. \_\_\_ many boys in the street.
6. \_\_\_ five lessons on Monday.
7. \_\_\_ a history museum in this city.
8. \_\_\_ a wardrobe in the corner of the room.
9. \_\_\_ many flowers in the garden.
10. \_\_\_ three windows in the room.
11. \_\_\_ a stadium opposite the theatre.
12. \_\_\_ a lot of apples in the basket.
13. \_\_\_ three colleges in our town.
14. \_\_\_ four cars near the house.
15. \_\_\_ a post-office in this street.
16. \_\_\_ many CDs on the table.
17. \_\_\_ ten computers in this classroom.
18. \_\_\_ a mirror in this corridor.

**2) Write the sentences with There is/There are:**

1. A college - opposite the museum.  
\_\_\_\_\_.
2. Three parks - in this city.  
\_\_\_\_\_.
3. Many plates - on the table.  
\_\_\_\_\_.
4. A bank - near the shop.  
\_\_\_\_\_.
5. A sports club - at the theatre.  
\_\_\_\_\_.
6. Many eggs - in the fridge.  
\_\_\_\_\_.
7. Ten girls - in the classroom.  
\_\_\_\_\_.

**3) Fill in Is there/Are there:**

1. \_\_\_\_\_ a garage opposite your house?
2. \_\_\_\_\_ many birds on the tree?
3. \_\_\_\_\_ a supermarket near your house?
4. \_\_\_\_\_ any cheese on the table?
5. \_\_\_\_\_ flowers in your room?
6. \_\_\_\_\_ three dogs in the yard?
7. \_\_\_\_\_ a restaurant in this street?
8. \_\_\_\_\_ a shoe shop opposite the library?
9. \_\_\_\_\_ five hotels in your city?
10. \_\_\_\_\_ a theatre in your city?
11. \_\_\_\_\_ a swimming pool in this street?
12. \_\_\_\_\_ hospitals in your city?
13. \_\_\_\_\_ a bank near the school?
14. \_\_\_\_\_ a café at the bakery?

**4. Answer the questions:**

1. Is there a dairy shop near your house? (+)
2. Are there many cars on the road? (-)
3. Is there a musical theatre in your city? (-)
4. Are there many boys in your classroom? (+)
5. Is there a park opposite your school? (-)
6. Are there a lot of shops in your city? (+)
7. Is there a bus station in your city? (+)
8. Are there many cinemas in your city? (-)
9. Is there a restaurant opposite the bank? (+)
10. Are there many sportsmen at the gym? (-)
11. Is there a pet shop near your school? (+)
12. Are there many bookshops in your city? (-)
13. Is there a drugstore in this street? (+)
14. Are there any apples in the basket? (-)

## Evaluación

- 1) Enviar al número 3115379772 las fotos del cuaderno con las actividades realizadas con el nombre completo del estudiante y grado.
- 2) Realizar un video (mínimo 2 minutos) donde muestren, o señalen los objetos de clase en inglés, utilizando el there is, there are y de memoria.
- 3) Send until March, 24th 2020 11:30 a.m